



# WET/DRY VACUUM CLEANERS AND ASH VACUUM CLEANERS



[einhell.com](https://www.einhell.com)





COARSE DIRT - FINE DIRT - LIQUIDS - INDOORS - OUTDOORS

# RIVALS ANY DIRT.

## **THE RIGHT SOLUTION FOR ALL YOUR CLEANING EMERGENCIES.**

For dust or water, the home or the workshed, small or big areas, it makes no difference – Einhell wet and dry vacuum cleaners rival any dirt. Make your home a place that radiates comfort again as quick as a flash.

# THE UNIVERSAL BATTERY SYSTEM FROM EINHELL

## **POWER X-CHANGE – ONE RECHARGEABLE BATTERY FITS ALL TOOLS.**

The new Power X-Change technology makes the nuisance of cables that are too short, the space wasted by countless batteries and chargers and the searching for devices that belong together a thing of the past. Every rechargeable battery in this high-performance series fits every device in the Power X-Change family – and the chargers too, of course. You can choose between buying the devices in a set with one or two rechargeable batteries, or without rechargeable batteries and chargers. If you already have a Power X-Change rechargeable battery and charger at home you can simply buy the devices without batteries. So you save money and help protect the environment.



## POWER X-CHANGE – THE BENEFITS TO YOU.

### ONE RECHARGEABLE BATTERY FITS ALL TOOLS

You now just need a single rechargeable battery\* for every job in and around the home.

»» Read more on p. 6

### MAXIMUM SAFETY

Specially developed battery design and quality components ensure maximum appliance safety and safety for the user.

»» Read more on p. 7

### POSITIVE FOR THE ENVIRONMENT

Fewer batteries and chargers means reduced consumption of energy and resources.

»» Read more on p. 8



### POWER X-CHANGE PLUS

You want even more quality, performance and power? Then the Power X-Change Plus system is the right choice.

### BRUSHLESS MOTORS

Longer running times, longer service life and maintenance-free thanks to brushless energy in diverse Power X-Change devices.

### SYSTEMATIC SAVINGS

Use just a single rechargeable battery to run every device, i.e. no costs for batteries or chargers as from the second Power X-Change article onwards.

### SERVICE-PROVEN LITHIUM-ION TECHNOLOGY

The Power X-Change system contains only rechargeable batteries with advanced lithium-ion technology.

### TWIN-PACK<sup>®</sup> TECHNOLOGY

If a device needs more power than provided by a single rechargeable battery, we simply fit two batteries. We call it Twin-Pack<sup>®</sup> technology.



## ONE RECHARGEABLE BATTERY

... FOR THE WORKSHOP AND GARDEN.

With the Power X-Change rechargeable battery system from Einhell you can run every device with just one and the same rechargeable battery. Be it a tool or garden equipment – one rechargeable battery\* is all you need.

Finished with your workshop project? You then take the battery out of your sander and put it into your lawn mower. So now you can get on with your gardening too.



\* 2x 18 V rechargeable batteries are needed for 36 V devices

## MAXIMUM SAFETY

The Power X-Change system meets the highest safety standards. It provides safety in every component:



**HIGH-QUALITY BATTERY CELLS**



**PERFECTED BATTERY PACKS**



**INTELLIGENT,  
MICROPROCESSOR-CONTROLLED  
BATTERY MANAGEMENT SYSTEM**



**DEVICES ARE SPECIALLY  
DESIGNED FOR OPTIMUM USE  
WITH THE BATTERIES**



**SAFE AND ADVANCED CHARGING**



## POSITIVE FOR THE ENVIRONMENT

### POWER X-CHANGE – THE SYSTEM FOR MORE SUSTAINABILITY.



#### FEWER BATTERIES AND CHARGERS

Reduced consumption of energy and resources.



#### SUSTAINABLE USE OF ENERGY

Efficient battery control and lithium-ion technology reduce energy consumption.



#### JUST 1 SYSTEM FOR ALL TOOLS

**One** rechargeable battery fits all tools for the workshop and garden. **One** 18V rechargeable battery system for all applications – can be used in combination for 36 V requirements\*.



#### LONGER SERVICE LIFE

Products that last longer don't need replacing as often. Buying replacements less often protects resources.



#### MORE ENVIRONMENTALLY FRIENDLY THAN PETROL

Zero emissions during operation.



#### BRUSHLESS MOTORS

Various Power X-Change devices are equipped with brushless motors. These ensure long running times and service lives and are maintenance-free.



### RESOURCE CONSERVATION FOR TOMORROW'S WORLD.

Einhell ECO Power technology features in many of our tools and much of our garden equipment. This significantly reduces product energy consumption and emis-

sions. Technical knowhow and pro-active responsibility for our environment are the essence of ecological and sustainable products.



# THE POWER X-CHANGE BATTERY ADVISOR.

## WHICH KEY PERFORMANCE INDICATORS ARE CRITICAL?

To estimate the performance capability of battery operated devices, a number of key performance indicators need to be taken into account.

### Watts (W)

Watt (W) = Battery power

For a car this is the same as the kW (or HP) power rating of the engine.

**Example:** The cordless chainsaw with the 1260 W rechargeable battery (18 V | 5.2 Ah) is suitable for felling small and medium sized trees; the 450 W battery (18 V | 2.0 Ah) is more suitable for pruning work in the garden.

### Watthours (Wh)

Watthours (Wh) = Energy that the rechargeable battery can supply.

This is comparable with the capacity of the petrol tank in a car and therefore the distance that can be driven.

**Example:** The 94 Wh rechargeable battery (18 V | 5.2 Ah) enables a drill/screwdriver to handle twice as many screws as the 47 Wh battery (18 V | 2.6 Ah) (under identical conditions).

### Volts (V) and ampere-hours (Ah)

Volts (V) = Unit of measurement for the electrical voltage

Ampere-hours (Ah) = Unit of measurement for the electrical charge (also: capacity)

These two values are often given for rechargeable batteries, but do not actually tell you much about the performance capacity of the batteries – at least not without further technical values.

If both values are multiplied ( $V \times Ah = Wh$ ), this provides a more meaningful value (as above with the “Watthours”).



**New**  
! addition to the range



PXC 18 V | 1.5 Ah  
PXC 18 V | 2.0 Ah



Power X-Change



PXC+ 18 V | 2.6 Ah



Power X-Change Plus

300%

200%

100%

**Power**  
**Running time**

+ Small, light and manageable

+ Inexpensive to purchase

+ If low machine weight is important – for example during extensive drilling and screwing

**Power**  
**Running time**

+ State-of-the-art Power X-Change Plus technology (see p. 9)

+ Better thermal management for even longer lasting power

+ Cells of even higher quality, state-of-the-art rechargeable battery technology and further improved housing design

**New**  
! addition to the range



PXC 18 V | 3.0 Ah  
PXC 18 V | 4.0 Ah



Power X-Change



PXC+ 18 V | 5.2 Ah



Power X-Change Plus

300%

200%

100%

**Power**  
**Running time**

+ Excellent balance between power and operating time

+ When plenty of power is needed, e.g. for abrasive cutting

**Power**  
**Running time**

+ Most powerful and longest running battery in the Power X-Change family

+ State-of-the-art Power X-Change Plus technology (see p. 9)

+ Better thermal management for even longer lasting power

+ Cells of even higher quality, state-of-the-art rechargeable battery technology and further improved housing design

## OPTIMUM BATTERY CONFIGURATION FOR EVERY APPLICATION

The right rechargeable battery for your preferred application? Choose the optimum combination of handling comfort, power and operating time for your purpose.

### **i**Info

#### THE RIGHT POWER

In order to guarantee the best performance, we recommend the use of batteries with a capacity of 900 W (3.0 Ah) and more for the following product groups:

- Lawn mowers
- Scarifiers
- Pole-mounted pruners
- Chainsaws
- Angle grinders

## BUYING RECHARGEABLE BATTERIES AND CHARGERS SEPARATELY

You do not want to have to buy a tool set to be able to start using the Power X-Change system? You would like to add further rechargeable batteries to your equipment? Then you can choose the battery that is best suited to your application here.

	Wh*	W**	Art. Nr.
1.5 Ah Power X-Change Battery 18 V	27 Wh	450 W	45.113.40
2.0 Ah Power X-Change Battery 18 V	36 Wh	450 W	45.113.95
3.0 Ah Power X-Change Battery 18 V	54 Wh	900 W	45.113.41
4.0 Ah Power X-Change Battery 18 V	72 Wh	900 W	45.113.96



**New**  
addition to the range

2.6 Ah Power X-Change Plus Battery 18 V	47 Wh	720 W	45.114.36
5.2 Ah Power X-Change Plus Battery 18 V	94 Wh	1260 W	45.114.37



Starter Kit (1.5 Ah Battery + High Speed Charger)	45.120.21
Starter Kit (2.0 Ah Battery + High Speed Charger)	45.120.40
Starter Kit (3.0 Ah Battery + High Speed Charger)	45.120.41
Starter Kit (4.0 Ah Battery + High Speed Charger)	45.120.42



Power X-Charger – High Speed System Charger	45.120.11
Power X-Twincharger 3 A	45.120.69
Power X-Boostcharger 6 A	45.120.64

**New**  
addition to the range



\* Wh are calculated from the product of voltage (V) and electrical charge (Ah): V x Ah = Wh

\*\* The value given is WCC – in other words, the power which is constantly available. Where more power is required (e.g. knots in wood when sawing boards), much higher values can be achieved for a short time – in some cases many times the given value

# CORDLESS HANDHELD VACUUM CLEANER

## TE-VC 18 Li - Solo

Technical data	
Battery voltage	18 V
Suction power	42 mbar
Tank volume	540 ml
Suction tube length	46.5 cm
Product weight	0.9 kg
Accessories	
Accessories included	Plastic suction tube, crevice nozzle, upholstery nozzle, floor nozzle, synthesis filter
Article number	23.471.20

**Member of the Power X-Change family:**  
One rechargeable battery and one charger for all devices (not included in delivery)

**Practical extension hose:**  
So it can also be used as a vacuum cleaner for cleaning floors

**Ergonomic handle:**  
The ergonomic handle was specially adapted to the shape of the hand





# CORDLESS WET+DRY VACUUM CLEANER

## TC-VC 18/20 Li S - Solo

Technical data	
Battery voltage	18 V
Suction power	80 mbar
Tank volume	20 l
Suction hose length	150 cm
Suction hose diameter	36 mm
Product weight	4.2 kg
Accessories	
Accessories included	Plastic suction tube (3-piece), suction hose (150 cm), aluminium adapter, combination nozzle (selectable), crevice nozzle, upholstery nozzle, foam filter, pleated filter, dirt bag
Article number	23.471.30

**Member of the Power X-Change family:**  
One rechargeable battery and one charger for all devices (not included in delivery)

**Blow connector:**  
Enables hard-to-reach areas to be blow-cleaned with ease as well

**Accessory holder:**  
So the accessories are ready to hand and ready for action at all times

**Carry handle:**  
Integrated carry handle on the housing for better mobility

**Castors:**  
For mobility and stability



## WHERE TECHNICAL KNOW-HOW MEETS ENVIRONMENTAL PROTECTION.

Each of us is responsible for the environment in which we live. Even as individuals we have a valuable role to play. Our contribution: know-how and technology for making efficient use of energy.



### EFFICIENT TECHNOLOGY

ECO Power stands for the use of efficient technology. For example, our products feature the latest technical solutions for appreciably improving the ratio of energy input and yield.



### MAKING EFFICIENT USE OF ENERGY

Our new ECO Power wet and dry vacuum cleaners are equipped with the efficient Silent Bi-Turbo Motor. It is both extremely powerful and economical. These merits are achieved by the use of two fan impellers which cut the cleaner's energy consumption by half. With its huge continuous duty rating of 600 hours and high suction power of up to 220 mbar the ECO Power wet and dry vacuum cleaners belong to the best in their class.



### A TIDY SOLUTION ALL ROUND

Our 2-way system for suction and cooling air provides for separate cooling of the motor while optimizing the cleaner's suction and filtering performance. The motor remains free of dirt, which means that it enjoys a longer working life and generates less noise.



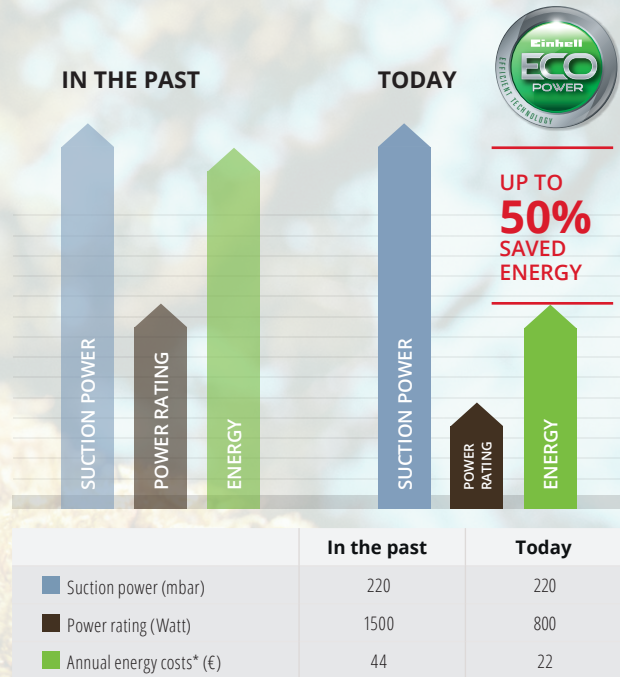
## INTELLIGENT PLUG-IN CONNECTIONS FOR LONG LASTING PERFORMANCE

Projecting edges in standard suction tubes cause air turbulence and concentrations of dirt with a resulting drop in performance. The optimised plug-in connections on our ECO Power wet and dry vacuum cleaners ensure a resistance-free flow of air with energy- and time-saving suction power guaranteed over a long time.



## EXTREMELY QUIET BUT NOT DUE TO MODESTY

The interplay of numerous technical improvements with the ECO Power principle and its efficient use of energy reduces the strain not only on the environment but also on the user in the form of unnecessary noise. The ECO Power wet and dry vacuum cleaners are extremely quiet and also perfect for the living area.



\* Calculated on the basis of average data in July 2017 with a weekly vacuuming time of 2 hours

**| Device socket**

With synchronous start function for connecting your power tools

**| Blow connector**

Enables hard-to-reach areas to be blow-cleaned with ease

**| Water drain screw**

The water suctioned up can be discharged quickly and effortlessly

**| Accessory holder**

So the accessories are ready to hand and ready for action at all times



TE-VC 2340 SA

**| Sturdy stainless steel telescopic tube**

Intelligent plug-in connections reduce air turbulence and therefore increase the efficiency of the equipment

**| Trolley function**

Integrated trolley function for easy mobility

**| ECO-Power**

Quiet and energy-efficient motor for comfortable operation

**| Large wheels and castors**

Easy to transport even over uneven surfaces

Features	TE-VC 2340 SA	TE-VC 2230 SA	TE-VC 1925 SA	TE-VC 1820
Blow connector	✓	✓	✓	✓
Accessory mount	✓	✓	✓	✓
Water drain screw	✓	✓	✓	-
Automatic socket	✓	✓	✓	-
ECO-Power	✓	✓	✓	✓
Sturdy stainless steel telescopic tube	✓	✓	✓	✓
Trolley function	✓	✓	-	-
Large wheels	✓	✓	✓	-



**TE-VC 2340 SA**



**TE-VC 2230 SA**



**TE-VC 1925 SA**



**TE-VC 1820**



<b>Technical data</b>				
Mains connection	220-240 V   50 Hz	230 V   50 Hz	230 V   50 Hz	230 V   50 Hz
Power rating	1200 W S1	1150 W S1	800 W S1	750 W S1
Suction power	230 mbar	220 mbar	190 mbar	180 mbar
Tank volume	40 l	30 l	25 l	20 l
Suction hose length	300 cm	300 cm	300 cm	250 cm
Suction hose diameter	36 mm	36 mm	36 mm	36 mm
Product weight	12.0 kg	10.2 kg	9.7 kg	7.7 kg
<b>Accessories</b>				
Accessories included	Premium Pro*	Premium Pro*	Premium Pro*	Premium*
<b>Article number</b>	23.423.80	23.423.63	23.423.54	23.423.41

\* Overview of standard accessories: see pages 28-29





## HOW DOES A WET AND DRY VACUUM CLEANER WORK?

### A tidy solution all round:

Our 2-way system for suction and cooling air provides separate cooling of the motor while optimising the cleaner's suction and filtering performance.

The motor remains free of dirt, which means that it enjoys a longer working life and generates less noise.



## SUCTION POWER

The suction power gives an indication of the suction force of a vacuum cleaner. This is measured in mbar (millibars) or MWC (meters of water column). This tells you the height to which the water could theoretically be suctioned.

### Example:


220 mbar = 2.2 MWC = the water could be suctioned to approx. 220 cm.



## BLOWING FUNCTION

More than just a vacuum cleaner: All our wet and dry vacuum cleaners are equipped with a special blow connector. This means that even hard-to-reach areas can be easily and thoroughly blow-cleaned as well. It also means it can be used for many other jobs too, such as blowing leaves into piles when tending to the garden.

### This is how it works:

Simply connect the suction hose at  - and you are ready for action!









TE-VC 1930 SA

**| Device socket**

With synchronous start function for connecting your power tools

**| Accessory holder**

So the accessories are ready to hand and ready for action at all times

**| Water drain screw**

The water suctioned up can be discharged quickly and effortlessly

**| Blow connector**

Enables hard-to-reach areas to be blow-cleaned with ease as well

**| Stainless steel tank**

Rust-proof and robust – and therefore really long-lasting

**| Large wheels**

Easy to transport even over uneven surfaces

Features	TC-VC 1930 SA	TC-VC 1930 S	TC-VC 1825	TC-VC 1820 SA	TC-VC 1820 S	TC-VC 1820 S Kit	TC-VC 1815	TC-VC 1815 S	TC-VC 1812 S
Blow connector	✓	✓	✓	✓	✓	✓	✓	✓	✓
Accessory mount	✓	✓	✓	✓	✓	✓	✓	✓	✓
Water drain screw	✓	✓	-	-	-	-	-	-	-
Automatic socket	✓	-	-	✓	-	-	-	-	-
Large wheels	✓	-	-	-	-	-	-	-	-

**TC-VC 1930 SA**



**TC-VC 1930 S**



**TC-VC 1825**



<b>Technical data</b>			
Mains connection	230 V   50 Hz	220-240 V   50 Hz	220-240 V   50 Hz
Power rating	1500 W S1	1500 W S1	1250 W S1
Suction power	190 mbar	190 mbar	180 mbar
Tank volume	30 l	30 l	25 l
Suction hose length	250 cm	250 cm	150 cm
Suction hose diameter	36 mm	36 mm	36 mm
Product weight	6.8 kg	5.7 kg	5.0 kg
<b>Accessories</b>			
Accessories included	Standard Pro*	Standard Pro*	Standard Pro*
<b>Article number</b>	23.421.90	23.421.88	23.424.30



**TC-VC 1820 SA**



**TC-VC 1820 S**



**TC-VC 1820 S KIT**



**TC-VC 1815**



**TC-VC 1815 S**



**TC-VC 1812 S**



230 V   50 Hz	230 V   50 Hz	230 V   50 Hz	230 V   50 Hz	220-240 V   50 Hz	220-240 V   50 Hz
1250 W S1	1250 W S1	1250 W S1	1250 W S1	1250 W S1	1250 W S1
180 mbar	180 mbar	180 mbar	180 mbar	180 mbar	180 mbar
20 l	20 l	20 l	15 l	15 l	12 l
150 cm	150 cm	150 cm	150 cm	150 cm	150 cm
36 mm	36 mm	36 mm	36 mm	36 mm	36 mm
4.5 kg	4.5 kg	6.0 kg	4.2 kg	3.6 kg	3.6 kg
Standard*	Standard*	Standard* + ash filter	Standard*	Standard*	Standard*
23.424.25	23.421.67	23.421.75	23.402.90	23.423.90	23.423.70

\* Overview of standard accessories: see pages 28-29



## EFFECTIVE CLEANING OF CARPETS

Floor coverings in the home are exposed to constant wear and tear. Not just from getting wet and from the dirt that is brought in, but also from other forms of dirt such as food crumbs and spilled drinks. While dirt can be quickly wiped away on tiles and laminate flooring, carpets are a different matter altogether. Fortunately, there is a simple solution for most stains. In many cases all that is needed is a low-cost and environmentally friendly household cleaning agent.

So a minor mishap is nothing to worry about. With our tips, nothing stands in the way of getting carpets cleaned quickly and precisely anymore.



1

### RED WINE STAINS

Glass cleaner helps here, applied as quickly as possible after the spillage and then dabbed away with kitchen paper after being allowed to soak in for a short time. Do not rub! For old red wine stains, apply plenty of vinegar essence, allow it to soak in for a while and then dab it away with kitchen paper.



2

### CANDLE WAX

Place a plastic bag filled with ice cubes on the wax stain and leave it there for at least twenty minutes. The hardened wax can then be scratched out of the carpet using a spatula or knife. The same applies to trodden-in chewing gum: Ice cubes perform a small miracle here.



3

### CHOCOLATE STAINS

Since chocolate contains a lot of fat, a solvent is needed in this case. Most effective is conventional washing up liquid or gall soap. Simply pour a few drops of washing up liquid into warm water and wipe the stain carefully with a cloth – ideally a microfiber cloth.

4

### COLA STAINS

The quicker spilled cola is wiped up, the better – never rub it, otherwise the liquid will penetrate deeper into the fabric. After you have dabbed the stain, soak it with plenty of mineral water (with carbonic acid) and repeatedly soak up the liquid with a cloth. If there is still any residue left, applying plenty of salt will help. Leave it to take effect overnight and then vacuum it up with a vacuum cleaner the next day. Then pour mineral water over it, dab it all dry and the stain will be gone for good.



**TE-VC 18 Li  
- Solo**



**TC-VC 18/20 Li S  
- Solo**



**TE-VC 2340 SA**



**TE-VC 2230 SA**



**TC-VC 1930 SA**



**TC-VC 1930 S**



<b>Technical data</b>						
Suction power	42 mbar	80 mbar	230 mbar	220 mbar	190 mbar	190 mbar
Tank volume	540 ml	20 l	40 l	30 l	30 l	30 l
Suction hose length	-	150 cm	300 cm	300 cm	250 cm	250 cm
Cable length	-	-	500 cm	500 cm	250 cm	250 cm
<b>Features</b>						
Device socket	-	-	✓	✓	✓	-
ECO Power	-	-	✓	✓	-	-
<b>Suitable for</b>						
Dry vacuuming	✓	✓	✓	✓	✓	✓
Wet vacuuming	-	✓	✓	✓	✓	✓
<b>Accessories</b>						
Series	Individual series, see page 12	Individual series, see page 13	Premium Pro*	Premium Pro*	Standard Pro*	Standard Pro*
<b>Article number</b>	23.471.20	23.471.30	23.423.80	23.423.63	23.421.90	23.421.88

**TE-VC 1925 SA****TC-VC 1825****TE-VC 1820****TC-VC 1820 SA****TC-VC 1820 S****TC-VC 1820 S KIT****TC-VC 1815****TC-VC 1815 S****TC-VC 1812 S**

190 mbar	180 mbar	180 mbar	180 mbar	180 mbar	180 mbar	180 mbar	180 mbar	180 mbar
25 l	25 l	20 l	20 l	20 l	20 l	15 l	15 l	12 l
300 cm	150 cm	250 cm	150 cm	150 cm	150 cm	150 cm	150 cm	150 cm
500 cm	250 cm	400 cm	250 cm	250 cm	250 cm	250 cm	250 cm	250 cm
✓	-	-	✓	-	-	-	-	-
✓	-	✓	-	-	-	-	-	-
✓	✓	✓	✓	✓	✓	✓	✓	✓
✓	✓	✓	✓	✓	✓	✓	✓	✓
Premium Pro*	Standard Pro*	Premium*	Standard*	Standard*	Standard* + ash filter	Standard*	Standard*	Standard*
23.423.54	23.424.30	23.423.41	23.424.25	23.421.67	23.421.75	23.402.90	23.423.90	23.423.70

\* Overview of standard accessories: see pages 28-29

## WHICH VACUUM CLEANER HAS WHICH ACCESSORIES?

### Premium Pro

1. Suction tube (telescopic, stainless steel)
2. Handle with air regulator
3. Suction hose (300 cm)
4. Adapter for tools
5. Combination nozzle (selectable)
6. Crevice nozzle
7. Upholstery nozzle
8. Foam filter
9. Pleated filter
10. Dirt bag

### PREMIUM PRO RANGE OF ACCESSORIES:



### Premium

1. Suction tube (2-piece, stainless steel)
2. Handle with air regulator
3. Suction hose (250 cm)
4. Adapter for tools
5. Combination nozzle (selectable)
6. Crevice nozzle
7. Upholstery nozzle
8. Foam filter
9. Pleated filter
10. Dirt bag

### PREMIUM RANGE OF ACCESSORIES:



**Standard Pro**

1. Suction tube (2-piece, plastic)
2. Suction hose (250 cm)
3. Aluminium adapter
4. Combination nozzle
5. Crevice nozzle
6. Foam filter
7. Pleated filter


**STANDARD PRO RANGE OF ACCESSORIES:**



**Standard**

1. Suction tube (3-piece, plastic)
2. Suction hose (150 cm)
3. Aluminium adapter
4. Combination nozzle
5. Crevice nozzle
6. Foam filter
7. Pleated filter

**STANDARD RANGE OF ACCESSORIES:**



## WHICH NOZZLE FOR WHAT?



### CREVICE NOZZLE:

Hard-to-reach areas, coarse dirt (e.g. kitchen unit, corners in the workshed, between car seats).



### UPHOLSTERY NOZZLE:

Dirt in upholstery and carpets (e.g. car seats, living area).



### COMBINATION NOZZLE:

Water, dirt on the floor (e.g. workshed, bathroom, living area).



## WHICH FILTER FOR WHAT?



**PLEATED FILTER:**  
for dry-vacuuming

With the pleated filter the exhaust air is cleaned when the wet and dry vacuum cleaner is switched on and while it is being used. The pleated filter is suitable for dry-vacuuming use.



**NON-WOVEN BAG:**  
for dry-vacuuming

A non-woven bag has more layers than a paper filter bag and therefore delivers better filtering results. This accessory is therefore particularly suitable for allergy sufferers. Other advantages include the water-repellent and tearproof material and a longer lasting vacuum cleaner.



**DIRT BAG:**  
for dry-vacuuming

The Einhell dirt bag set is available to fit every Einhell wet and dry vacuum cleaner. It is perfectly designed for each area of use and offers high tear-resistance and outstanding filter performance.



**FOAM FILTER:**  
for wet-vacuuming

The Einhell foam filter protects the motor of the wet and dry vacuum cleaner against coarse dirt. The foam filter is suitable for wet-vacuuming use.

**ASH FILTER  
12 L**



**ASH FINE  
FILTER  
18 L**



**PLEATED  
FILTER**



**PLEATED FILTER  
WITH LID**



**FABRIC  
FILTER**



**FOAM  
FILTERS**



**NON-WOVEN  
BAGS  
15 L**



<b>Technical data</b>							
Quantity	1	1	1	1	1	10	5
Suitable for	TC-VC 18/20 Li S TE-VC 2340 SA TE-VC 2230 SA TC-VC 1930 SA TC-VC 1930 S TE-VC 1925 SA TC-VC 1825 TE-VC 1820 TC-VC 1820 SA TC-VC 1820 S TC-VC 1815 TC-VC 1812 S	TC-VC 18/20 Li S TE-VC 2340 SA TE-VC 2230 SA TC-VC 1930 SA TC-VC 1930 S TE-VC 1925 SA TC-VC 1825 TE-VC 1820 TC-VC 1820 SA TC-VC 1820 S TC-VC 1815 TC-VC 1812 S	TE-VC 1820 TC-VC 1820 SA TC-VC 1820 S	TC-VC 18/20 Li S TE-VC 2340 SA TE-VC 2230 SA TC-VC 1930 SA TC-VC 1930 S TE-VC 1925 SA TC-VC 1825 TE-VC 1820 TC-VC 1820 SA TC-VC 1820 S TC-VC 1815 TC-VC 1815	TC-VC 18/20 Li S TE-VC 2340 SA TE-VC 2230 SA TC-VC 1930 SA TC-VC 1930 S TE-VC 1925 SA TC-VC 1825 TE-VC 1820 TC-VC 1820 SA TC-VC 1820 S TC-VC 1815 TC-VC 1812 S	TC-VC 18/20 Li S TE-VC 2340 SA TE-VC 2230 SA TC-VC 1930 SA TC-VC 1930 S TE-VC 1925 SA TC-VC 1825 TE-VC 1820 TC-VC 1820 SA TC-VC 1820 S TC-VC 1815 TC-VC 1812 S	TC-VC 1815 S TC-VC 1812 S
<b>Article number</b>	23.516.06	23.516.12	23.511.10	23.511.13	23.511.40	23.511.30	23.511.85

**NON-WOVEN BAGS  
25 L**



**NON-WOVEN BAGS  
40 L**



**DIRT BAGS  
12 L**



**DIRT BAGS  
15 L**



**DIRT BAGS  
20 L**



**DIRT BAGS  
25 L**



**DIRT BAGS  
30 L**



**DIRT BAGS  
40 L**



5

5

5

5

5

5

5

5

TC-VC 18/20 Li S  
TE-VC 1925 SA  
TC-VC 1825  
TE-VC 1820  
TC-VC 1820 S  
TC-VC 1815

TE-VC 2340 SA  
TE-VC 2230 SA  
TC-VC 1930 SA  
TC-VC 1930 S

TC-VC 1812 S

TC-VC 1815 S  
TC-VC 1812 S

TC-VC 18/20 Li S  
TE-VC 1820  
TC-VC 1820 SA  
TC-VC 1820 S  
TC-VC 1815

TE-VC 1925 SA  
TC-VC 1825

TE-VC 2230 SA  
TC-VC 1930 SA  
TC-VC 1930 S

TE-VC 2340 SA

23.511.90

23.511.95

23.511.59

23.511.65

23.511.52

23.511.50

23.511.70

23.511.80

**EXTENSION HOSE**



**ACCESSORY KIT**



**LONG CREVIZE NOZZLE**



**SMALL UNIVERSAL NOZZLE**



Technical data				
Quantity	1 hose (3 m), 4 adapters	1 hose (2 m), 1 small universal nozzle, 1 combination nozzle, 1 suction tube (2-piece, plastic, total 46 cm), 1 adapter	1	1
Suitable for	TC-VC 18/20 Li S TE-VC 2340 SA TE-VC 2230 SA TC-VC 1930 SA TC-VC 1930 S TE-VC 1925 SA TC-VC 1825 TE-VC 1820 TC-VC 1820 SA TC-VC 1820 S TC-VC 1815	TC-VC 18/20 Li S TE-VC 2340 SA TE-VC 2230 SA TC-VC 1930 SA TC-VC 1930 S TE-VC 1925 SA TC-VC 1825 TE-VC 1820 TC-VC 1820 SA TC-VC 1820 S TC-VC 1815	TE-VC 18 Li TC-VC 18/20 Li S TE-VC 2340 SA TE-VC 2230 SA TC-VC 1930 SA TC-VC 1930 S TE-VC 1925 SA TC-VC 1825 TE-VC 1820 TC-VC 1820 SA TC-VC 1820 S TC-VC 1815 TC-VC 1815 S TC-VC 1812 S	TE-VC 18 Li TC-VC 18/20 Li S TE-VC 2340 SA TE-VC 2230 SA TC-VC 1930 SA TC-VC 1930 S TE-VC 1925 SA TC-VC 1825 TE-VC 1820 TC-VC 1820 SA TC-VC 1820 S TC-VC 1815 TC-VC 1815 S TC-VC 1812 S
Article number	23.620.00	23.620.10	23.512.05	23.512.10



**UNIVERSAL FLOOR NOZZLE**



**HARD UPHOLSTERY BRUSH**



**SOFT UPHOLSTERY BRUSH**



**ROUND CARPET BRUSH**



**SET OF NOZZLES 1**



**CAR CLEANING SET**



1

1

1

1

1 universal nozzle,  
1 upholstery nozzle,  
1 crevice nozzle short

1 hose (3 m),  
1 hard upholstery nozzle,  
1 car crevice nozzle,  
1 connection-adapter Expert/Classic

TE-VC 18 Li  
TC-VC 18/20 Li S  
TE-VC 2340 SA  
TE-VC 2230 SA  
TC-VC 1930 SA  
TC-VC 1930 S  
TE-VC 1925 SA  
TC-VC 1825  
TE-VC 1820  
TC-VC 1820 SA  
TC-VC 1820 S  
TC-VC 1815  
TC-VC 1815 S  
TC-VC 1812 S

TE-VC 18 Li  
TC-VC 18/20 Li S  
TE-VC 2340 SA  
TE-VC 2230 SA  
TC-VC 1930 SA  
TC-VC 1930 S  
TE-VC 1925 SA  
TC-VC 1825  
TE-VC 1820  
TC-VC 1820 SA  
TC-VC 1820 S  
TC-VC 1815  
TC-VC 1815 S  
TC-VC 1812 S

TE-VC 18 Li  
TC-VC 18/20 Li S  
TE-VC 2340 SA  
TE-VC 2230 SA  
TC-VC 1930 SA  
TC-VC 1930 S  
TE-VC 1925 SA  
TC-VC 1825  
TE-VC 1820  
TC-VC 1820 SA  
TC-VC 1820 S  
TC-VC 1815  
TC-VC 1815 S  
TC-VC 1812 S

TE-VC 18 Li  
TC-VC 18/20 Li S  
TE-VC 2340 SA  
TE-VC 2230 SA  
TC-VC 1930 SA  
TC-VC 1930 S  
TE-VC 1925 SA  
TC-VC 1825  
TE-VC 1820  
TC-VC 1820 SA  
TC-VC 1820 S  
TC-VC 1815  
TC-VC 1815 S  
TC-VC 1812 S

TE-VC 18 Li  
TC-VC 18/20 Li S  
TE-VC 2340 SA  
TE-VC 2230 SA  
TC-VC 1930 SA  
TC-VC 1930 S  
TE-VC 1925 SA  
TC-VC 1825  
TE-VC 1820  
TC-VC 1820 SA  
TC-VC 1820 S  
TC-VC 1815  
TC-VC 1815 S  
TC-VC 1812 S

TE-VC 18 Li  
TC-VC 18/20 Li S  
TE-VC 2340 SA  
TE-VC 2230 SA  
TC-VC 1930 SA  
TC-VC 1930 S  
TE-VC 1925 SA  
TC-VC 1825  
TE-VC 1820  
TC-VC 1820 SA  
TC-VC 1820 S  
TC-VC 1815  
TC-VC 1815 S  
TC-VC 1812 S

23.512.15

23.512.20

23.512.25

23.512.30

23.512.35

23.512.45



## **CLEANING THE INSIDE OF YOUR CAR THE RIGHT WAY**

**BECAUSE BEAUTY COMES FROM  
WITHIN**

A car has to take a lot of wear and tear, for example energetic children, crumbs from on-board snacks, the dog after a walk in the woods, or even just everyday use. We recommend that you clean the inside of the car once a month, depending on the amount of dirt.

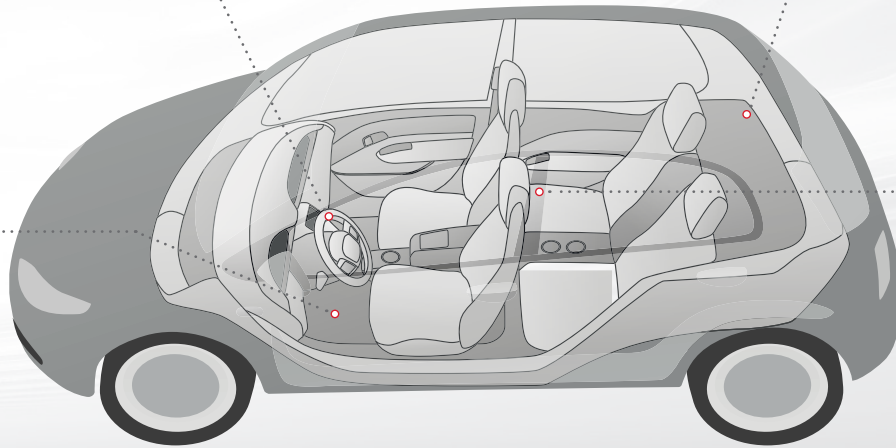
What needs particular attention? With our tips, you will have the inside of your car shining like new in next to no time.

### **COCKPIT**

The plastic surfaces in the cockpit of your car can simply be wiped over with a damp cloth. If necessary the addition of a drop of washing up liquid or, alternatively, the use of a care product from your dealer can also be recommended. If a cloth is no help for constricted points or areas with electronic components, this tip should also help: Use a brush with soft bristles. You will then be able to remove dust and small particles of dirt from hard-to-reach and sensitive areas as well. The soft bristles will ensure that you do not cause any scratches in the plastic.

### **FOOT SPACE**

Before you give the foot space a thorough clean, you should first take out the loose carpets and mats and beat them well. This will remove the first coarse dirt such as leaves, small stones or sand which have been brought in. Then you can begin with the cleaning of all the floor area. Thoroughly vacuum clean both the foot mats and the carpets that you have taken out, as well as the area around and beneath them. To do this, use the combination nozzle with one of our wet and dry vacuum cleaners, or use the crevice nozzle for hard-to-reach areas.



## CAR BOOT

This is often neglected, but thorough cleaning is important here too. Our wet and dry vacuum cleaners will help you out here as well, used in combination with the appropriate nozzles. Don't forget to vacuum clean underneath the mat in the boot either, because plenty of dirt can accumulate here too.

## SEATS

Vacuum surface dirt such as food crumbs using our upholstery nozzle first. For hard-to-reach corners and narrow gaps in the upholstery, our crevice nozzle is perfect.

Along with the stubborn stains and unpleasant odors, there can also be ingrained dirt in the seats which cannot even be seen with naked eye at first. In addition to vacuuming your seats, it is therefore advisable to clean the upholstery at regular intervals as well, to get your car thoroughly clean.



## ASH VACUUM CLEANER FROM EINHELL

**YOUR HELPER ALL YEAR  
ROUND**

### JUST IMAGINE ...



#### IT'S WINTER

You are cuddled up in front of the wood burning stove. You're wearing your fluffiest wool socks on your feet. The fire is crackling. It's cozy and warm. You have mug of your favorite tea with a wonderful aroma next to you. Quiet music is playing in the background. The snowflakes are floating down outside. You're totally relaxed and slowly dose off.



#### IT'S SUMMER

Friday evening. You've finished work. You have the weekend ahead of you. The sun's shining in the sky. You've invited all your friends for a barbecue. There's a delicious aroma in the air. You're holding a cool beer in your hand. The radio is playing your favorite song right now. You feel relaxed and are looking forward to the weekend.



## IT COULD ALL BE SO WONDERFUL ... IF IT WASN'T FOR THE HASSLE OF CLEANING UP THE STOVE OR BARBECUE AFTERWARDS ...



### **KEEP COOL:**

Our ash vacuum cleaners will help you get that cleaning work done in a flash. Simply vacuum up the ash quickly and easily after it has cooled down. The days of the dustpan and brush, soot-covered hands and dirty surrounds are a thing of the past. With ash vacuum cleaners from Einhell you can everything clean in next to no time and quickly get back to enjoying the nicer things in life.

## ASH VACUUM CLEANERS

### TC-AV 1250

#### Technical data

Mains connection	220-240 V   50/60 Hz
Power rating	1250 W
Suction power	165 mbar
Tank volume	20 l
Suction hose length	120 cm
Suction hose diameter	36 mm
Product weight	4.4 kg   5.3 kg
<b>Article number</b>	23.516.55

#### Blow connector:

Enables hard-to-reach areas to be blow-cleaned with ease as well

#### Practical filter cartridge:

The filter cartridge traps even the finest particles of ash

#### Robust, metal-reinforced suction hose:

This has an aluminium suction tube at the end, so it can be used for vacuuming cold ash

#### Cable holder and carry handle:

Integrated carry handle and cable holder on the housing for better mobility

#### Castors:

For mobility and stability



# ASH VACUUM CLEANERS

## TC-AV 1200

Technical data	
Mains connection	220-240 V   50/60 Hz
Power rating	1200 W
Suction power	160 mbar
Tank volume	18 l
Suction hose length	100 cm
Suction hose diameter	36 mm
Product weight	3.7 kg   4.6 kg
<b>Article number</b>	23.516.50

### Blow connector:

Enables hard-to-reach areas to be blow-cleaned with ease as well

### Practical filter cartridge:

The filter cartridge traps even the finest particles of ash

### Robust, metal-reinforced suction hose:

This has an aluminium suction tube at the end, so it can be used for vacuuming cold ash

### Cable holder and carry handle:

Integrated carry handle and cable holder on the housing for better mobility.





## **EFFECTIVE CLEANING OF WOOD BURNING STOVES**

### **1 | STOVE PIPE**

If the stove pipe is not cleaned regularly (at least once each heating season), it could even cause a soot fire in the worst case scenario. First, use a tarpaulin or similar to cover over the areas around and beneath the pipe, to protect them from soot. Then you can open the pipe. There is normally a wing nut at the front or back of the pipe for doing this, and you simply have to turn it without the need for any tools. Now you can carefully take the inspection door off the stove pipe. Thoroughly vacuum up the soot in both directions (both upwards towards the chimney flue and downwards towards the stove). This is really easy with our ash vacuum cleaners and your stove pipe will be clean again in next to no time.

### **3 | WINDOW**

The window in your wood burning stove gets dirty over time. To get it cleaned quickly, simply follow the tip given below: Crumple a few pieces of newspaper together, wet them with a little water and immerse them in the white ash from the wood burning stove after it has cooled down. You can then use them to rub down the pane. If you don't have newspaper to hand, a damp cloth can be used as an alternative.

### **2 | EXTERIOR LINING**

To make sure that your wood burning stove continues to be a real eyecatcher from the outside too, it also needs a bit of care now and then. Unsealed soapstone is often used for wood burning stoves, because it stores heat very effectively. For cleaning purpose it is recommendable to use the rough side of a clean and dry dishwashing sponge, for rubbing down the soapstone. Rubbing it down has a slightly abrasive effect, which removes discoloration such as finger marks from the surface. Wipe over with a damp cloth afterwards and the surface will have a new shine in next to no time.

### **4 | COMBUSTION CHAMBER**

Use our ash vacuum cleaner to vacuum up the ash from the combustion chamber or ash pan quickly and easily after it has cooled down. If any soot residue has collected on the walls, you can first remove it with a poker or ash scraper before then vacuuming it up as well.









## EFFECTIVE CLEANING OF CHARCOAL BARBECUES

### 1 | BARBECUE GRID

One of the more arduous tasks when it comes to cleaning the barbecue is, unfortunately, cleaning the grid. Our tips will definitely help make it a little easier for you:



#### Soak

If you impregnate the grid with fat or oil before barbecuing, bits of food will not stick so fast and you will save a lot of time, energy and, above all, nerves when you clean it later on. Give it a test!

#### Ash

Before you remove the ash from the barbecue, simply use it as a cleaning aid first. To do so, just dip a damp cloth into it and use it to rub the grid down. This will loosen the incrustations and you will then only need to rinse the grid down with water.

#### Newspaper

Allow the barbecue to cool down first. Then wrap the grid in damp newspaper. Allow it to take effect for a few hours, so that the incrustations become loose. Once these have been softened up enough, you can clean the barbecue grid easily with a sponge and washing up liquid.

#### Oven cleaner

If newspaper and ash are not enough to deal with stubborn incrustations, try using oven cleaner. Simply apply it to the barbecue grid and allow it to soak in for a few hours. Then you will be able to remove all remaining bits with a sponge and washing up liquid.



## 2 | CLEANING THE INSIDE

You should remove the ash from the inside of the barbecue basin each time after a barbecue. To do so, wait until all the residue has completely cooled down and you don't need any more ash for cleaning (see the "Barbecue grid" section). A quicker, easier and more thorough alternative to a dustpan and brush is provided by our ash vacuum cleaners. Simply switch it on, vacuum up the ash and you are done! After that you can clean the inside of the barbecue using a damp cloth or a sponge and degreasing washing up liquid.

## 3 | CLEANING THE OUTSIDE

To bring a shine back to your barbecue, simply clean it with a damp cloth or sponge and a little washing up liquid or soap solution after it has cooled down. Do not use a hard brush, as this could scratch the material and damage it.



GETS EVERYTHING CLEAN.  
**EINHELL – THE HIGH-  
PERFORMANCE ENABLERS.**





# WET/DRY VACUUM CLEANERS AND ASH VACUUM CLEANERS



## Einhell Germany AG

Wiesenweg 22  
94405 Landau/Isar

info@einhell.com  
www.einhell.com

## Service:

iSC GmbH, Eschenstr. 6,  
94405 Landau/Isar  
Germany

[einhell.com](http://einhell.com)

